

# Investment Principles



Approved by The Openwork Partnership on 20/02/23

# Introduction to investing

The world of investing can seem a bit daunting, particularly if you're new to it.

This pack is designed to demystify some of the basics surrounding investing and give you some insight into how it works. We'll talk you through your options and our four investment principles to help you make more of your money without taking any more risk than you're comfortable with.

## Contents

The pack is split into four sections:

### 1 Setting investment goals

### 2 Types of investment

- Cash
- Bonds
- Equities
- Alternatives (inc. property)
- Collective investments

### 3 Investment principles

- Attitude to risk
- Diversification
- Time in the market
- People, process and governance

# 1. Setting investment goals




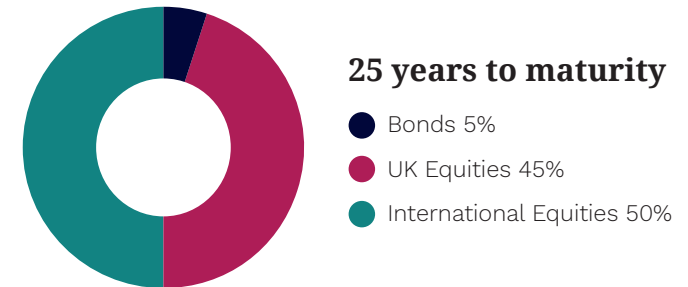
# Setting investment goals

When creating a portfolio it is crucial to understand the amount of risk you are willing to take, and your investment objectives over the short, medium and long term, as this will determine the best type of asset mix, and ultimately the potential investment rewards they can expect to generate.

Time horizon is also important – if you are saving for retirement for example, the closer you get to your goal the less risk you are likely to want to be exposed to! You don't want your lump-sum fluctuating wildly just before retirement.

These pie charts show how the composition of a typical portfolio could change over the lifespan of an investor. But what do these pie charts mean, and how do we decide on the ingredients?

Over the following pages we will look at the important things to consider when deciding on a portfolio that's right for you.



## 2. Types of investment



# Types of investment

## Cash



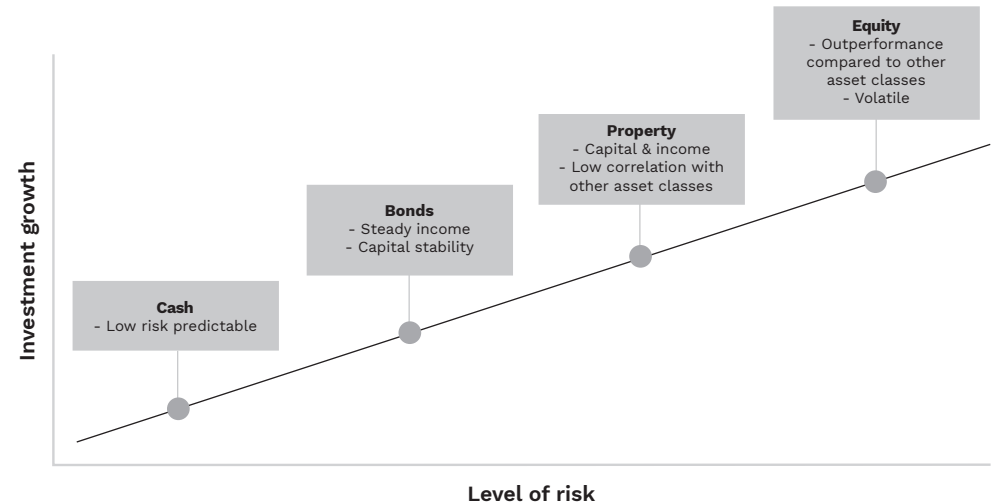
What are your choices when looking to beat inflation and achieve your long-term objectives? Here we look at the main options available and highlight the potential benefits and pitfalls of each.

You can invest in almost anything, including the likes of fine wines and antiques. More traditionally however, there are four core areas of investment, or 'asset classes' as they are known.

## Cash

Cash is the asset class with the least associated risk and is useful as part of a diversified portfolio as it offers security and easy access. There are many places you can hold cash, with banks and building societies offering cash savings accounts.

Whilst cash offers the benefit of easy access, it tends to provide lower long-term returns than other asset classes and its value can be eroded by inflation.



# Types of investment

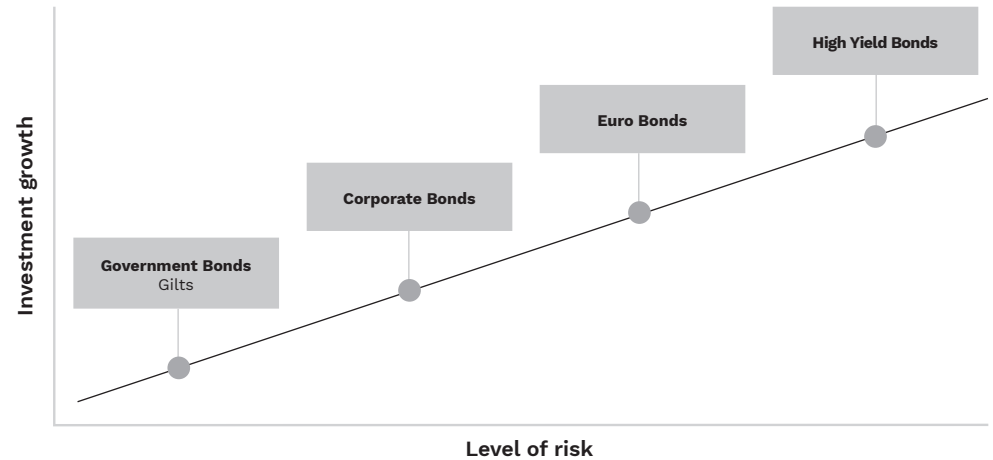
## Bonds



Bonds are issued by companies or governments looking to raise cash. By investing in a bond you are in effect lending the issuer your money in return for a regular income and your capital back at a set date in the future. The characteristics of bonds mean they are a key portfolio component for more cautious minded investors.

Bonds tend to fluctuate in value less than shares and should repay your original investment at the end of a fixed term. However, the scope for your money to grow is usually limited in comparison to the growth achieved historically by shares, and there is the possibility that the issuer could default on the loan. Fluctuations in interest rates can also affect the value of a bond – generally when interest rates rise, bond prices fall and vice versa.

Although bonds are usually considered medium risk, this depends hugely on who is issuing them. Bonds issued by the UK Government are called Gilts and are very safe, whilst the risk involved in corporate bonds is dependent on the business issuing them. The level of income a bond pays reflects the risk you are taking – a company with a higher risk of default will have to reward investors with a higher yield.





# Types of investment

## Equities (or shares)



Equities are probably the best known of the asset classes and are quite simply an ownership stake in an individual company listed on a stock market index, such as the FTSE 100 in the UK, the S&P 500 in the US or the Nikkei 225 in Japan.

People invest in shares in anticipation of an increase in their value, and/or the receipt of a regular income through dividend payments. Whilst history should not be considered a guide to the future, it does show that over the longer term equities tend to outperform other types of investment.

Of course, shares can be volatile, **and their value can go up as well as down and you may not get back the full amount invested** and the fortunes between different shares can vary dramatically.





# Alternative investments

e.g. property



The scope of today's investment world is greater than ever before, and whatever the angle, there is usually a collective investment fund providing access to it (we'll look at collective investments on page 10). Private equity, hedge funds and property are just some of the 'alternative' asset classes which are now easier for private investors to access.

The family home is the most significant investment many of us will ever make, and one that given time is likely to net a tidy profit. Returns from property investments tend not to be closely correlated with those of shares or bonds. This makes it useful from a diversification perspective introducing another source of capital growth potential and income into your investment portfolio.

Although property tends to be less volatile than equities and bonds, **its value can fall as well as rise**. It is also less liquid than other assets, meaning that it takes longer to invest into, and also to access your money when you need it.

Of course, focusing purely on residential property ignores other opportunities including those offered by commercial property. Property investment funds have proven popular as they provide access to commercial property to those unable to own for example an office block or a shopping centre.

**Infrastructure funds** invest in large, high cost projects, often connected to government and other public bodies development of core systems of transportation, communications, electrical supply etc.

**Natural resources investment** is investing in the companies (either directly or through funds) that are involved in the extraction of oil, gas, coal, metals and other natural resources.

# Collective investments



Investing in individual companies carries more risk and requires more knowledge to make the right choices, to monitor your investments and make changes as necessary. For these reasons, adopting a collective approach can be extremely beneficial when entering the world of investing.

Mutual, pooled or collective funds are offered by investment management companies and provide easy access to a range of asset classes.

When you invest in a collective, your money is added to that of many other investors which professional fund managers then invest in a range of different assets e.g. equities, bonds, property etc.

Because your money is pooled with other investors, it means that even if you only have a small amount to invest, you can access a range of investments that otherwise you might not be able to.

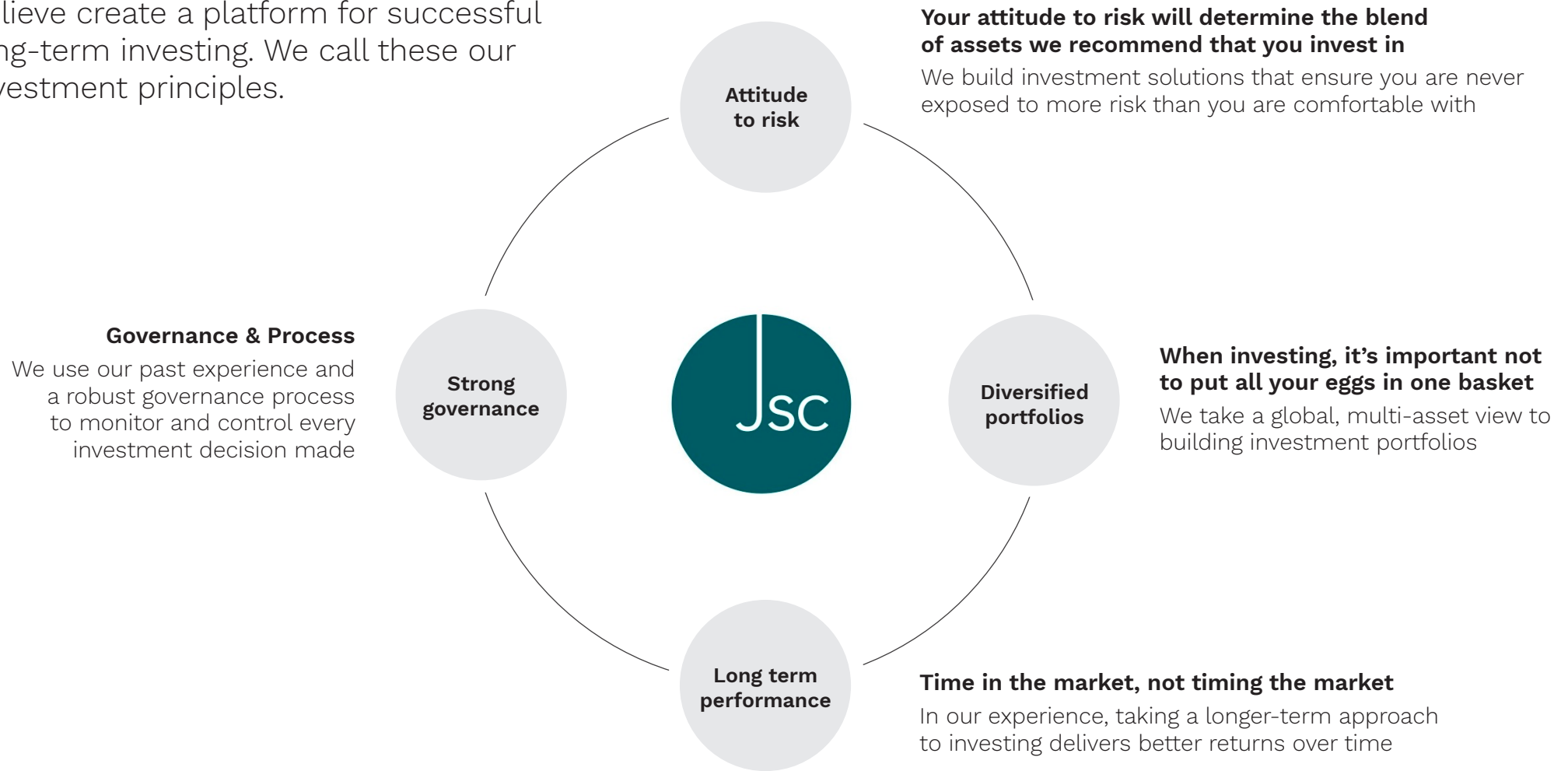
***The value of investments and any income from them can fall as well as rise and you may not get back the original amount invested.***

# 3. Investment principles



# Investment principles

In the previous section we focused on ways of accessing different asset classes. Now we look at some of the key things we strongly believe create a platform for successful long-term investing. We call these our investment principles.




# Understanding your attitude to risk

When choosing how and where to invest, you need to establish a plan that reflects your investment goals, perspective on risk and the amount you are willing to invest. Establishing your attitude to risk is essential. How you feel about the prospect of placing money at risk and your ability to accommodate any potential loss in value is uniquely personal to you. An investment which seems full of exciting potential to one individual can seem too risky to another.

Whether you are investing for the short, medium or long term is also important, and will have an impact on how you view risk. With a longer time horizon you may be happy to accept more risk for greater potential returns to achieve your objectives, however, the closer you get to your goal the less risk you are likely to want to be exposed to, and your investment approach will need to be reviewed and adjusted accordingly.

Even the best laid plans can't be expected to cope with all that life throws at you, and there are likely to be times when one-off events prompt a reappraisal and adjustments to your finances. There may be scenarios such as an inheritance, where you now suddenly have more wealth to manage than before or a divorce where a change in your circumstances will often necessitate a complete financial review. Either way, you will have to reassess your tolerance and willingness to take risk, particularly in the context of your long-term planning or retirement.

It's not just future investment decisions that are likely to be affected, and you will probably find that any existing investments will need reviewing in terms of their suitability. Tweaking around the edges of your existing portfolio might not be sufficient and it makes sense, when things fundamentally change, to undertake a full financial health check – one that results in your finances being fully aligned to your new circumstances.



# Diversification is key

Holding a range of different investments is one of the foundations for investment success. By not putting all your eggs in one basket you are limiting the impact of loss in any particular area and giving yourself the opportunity to generate investment performance from a range of different sources.

**Get the balance right** - getting the right blend between assets involves more than a random selection and requires a careful assessment of their respective characteristics, behaviours and interrelationships. Getting the balance right between different asset classes is key!

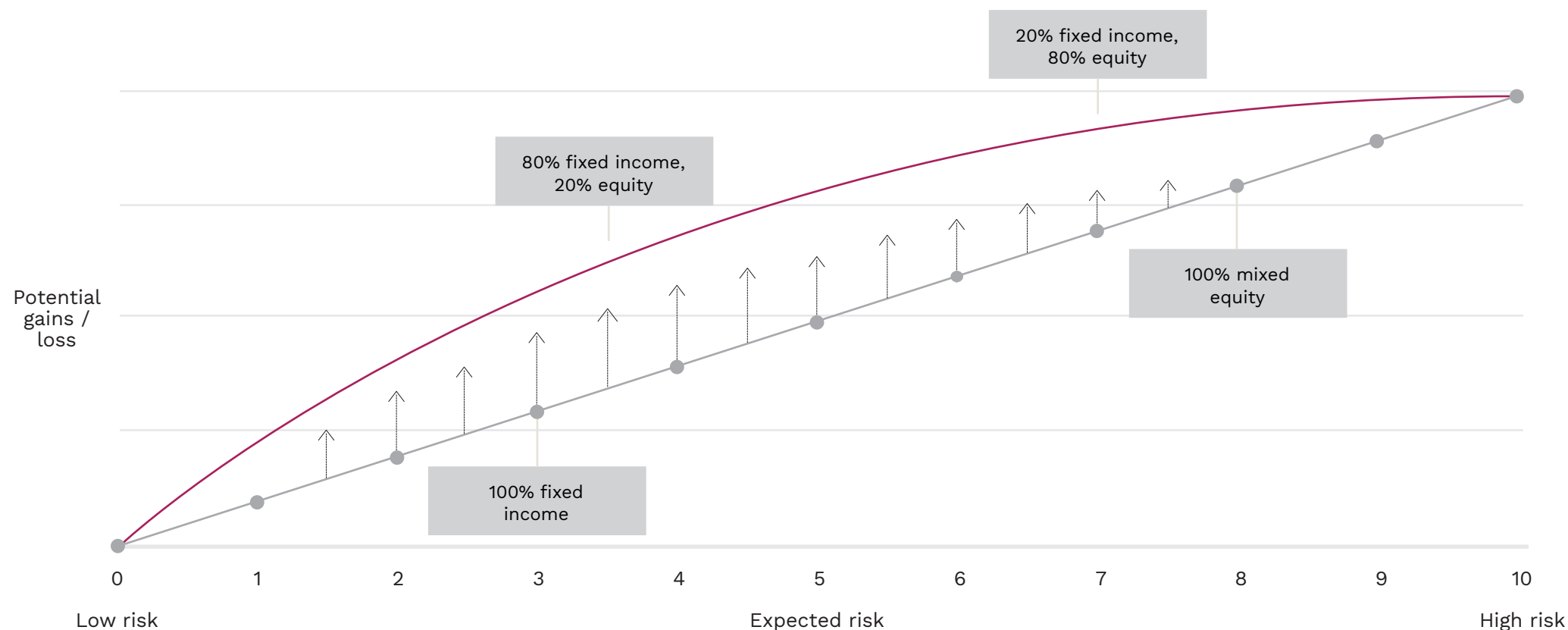
Some asset classes – like cash and bonds have more ‘defensive’ characteristics, whilst equities – which carry more risk – can offer greater growth potential for your portfolio. Ultimately, you should look to have ‘balance’, providing scope for out-performance, whatever the prevailing financial backdrop.





# Diversified portfolios

Effective diversification means a higher expected return for a given level of expected risk. This is achieved by combining assets which can reasonably be expected to behave differently over time, as illustrated by the pink performance line below.



*Past performance is not a guide to future performance and should not be relied on.*

*The value of investments and any income from them can fall as well as rise and you may not get back the original amount invested.*

Chart is figurative only.

# Why a diversified investment strategy is important?

Use the colour coding to see how the performance of various asset classes can vary from year to year.

Index	Asset Classes	Asset class performance is listed from best to worst for each year									
		2013	2014	2015	2016	2017	2018	2019	2020	2021	2022
FTSE All Share	UK Equities	36.9 UK Smaller Cos.	19.6 US Equities	17.2 Japanese Equities	39.6 US Smaller Cos.	25.4 EM Equities	5.1 GI Bonds	25.6 US Equities	17.6 Asia Equities	27.1 US Equities	1.4 Cash
Numis Smaller Companies(Ex-ICs)	UK Smaller Companies	33.7 US Smaller Cos.	14.7 Gilts	11.1 UK Smaller Cos.	32.8 US Equities	20.3 Asia Equities	0.6 US Equities	25.2 UK Smaller Cos.	16.6 US Equities	21.9 UK Smaller Cos.	0.3 UK Equities
Russell 1000	US Equities	29.9 US Equities	13.3 US Smaller Cos.	6.1 US Equities	32.6 EM Equities	19.5 UK Smaller Cos.	0.6 Cash	Cash 0.72	15.8 US Smaller Cos.	18.9 US Smaller Cos.	-5.2 Japanese Equities
Russell 2500	US Smaller Companies	25.2 EU Equities	12.6 Corp Bonds	5.4 EU Equities	31.7 Asia Equities	17.5 EU Equities	0.5 Gilts	20.5 EU Equities	14.7 EM Equities	18.3 UK Equities	-5.3 Asia Equities
FTSE World Europe ex UK	European Equities	24.8 Japanese Equities	7.6 Global Bonds	2.9 Global Bonds	22.3 Japanese Equities	14.1 Japanese Equities	-0.1 Short-Dated Bonds	19.2 UK Equities	10.7 Japanese Equities	17.4 EU Equities	-6.4 Global Bonds
FTSE World Asia Pacific ex Japan	Asian (ex-Japan) Equities	20.8 UK Equities	7.3 Balanced Portfolio	2.3 US Smaller Cos.	21.9 Global Bonds	13.1 UK Equities	-2.3 Corp Bonds	15.2 Balanced Portfolio	9.3 Corp Bonds	9.3 Balanced Portfolio	-7.0 EU Equities
FTSE Japan	Japanese Equities	12.1 Balanced Portfolio	5.0 Asia Equities	1.7 Balanced Portfolio	19.8 Balanced Portfolio	10.7 Balanced Portfolio	-4.6 Balanced Portfolio	14.9 Asia Equities	8.8 Gilts	8.2 Asia Equities	-7.3 Short-Dated Bonds
MSCI Emerging Markets	Emerging Market Equities	2.7 Asia Equities	4.1 Short-Dated Bonds	1.4 Short-Dated Bonds	19.7 EU Equities	10.5 US Equities	-4.8 US Smaller Cos.	14.4 Japanese Equities	8.6 EU Equities	2.1 Japanese Equities	-8.5 Balanced Portfolio
ICE BofA UK Gilt	Gilts	2.4 Short-Dated Bonds	3.9 EM Equities	1.0 UK Equities	16.8 UK Equities	6.2 US Smaller Cos.	-6.8 Asia Equities	13.9 EM Equities	5.6 Global Bonds	0.1 Cash	-8.5 US Smaller Cos.
ICE BofA Sterling Corporate	Corporate Bonds	1.8 Corp Bonds	2.4 Japanese Equities	0.5 Corp Bonds	11.9 Corp Bonds	5.2 Corp Bonds	-7.9 Japanese Equities	11.4 Corp Bonds	4.7 Balanced Portfolio	-1.0 Short-Dated Bonds	-9.4 US Equities
ICE BofA 15 Year Sterling Non Gilt	Short-Dated Bonds	0.4 Cash	1.2 UK Equities	0.5 Gilts	10.6 UK Smaller Cos.	1.9 Gilts	-9.3 EM Equities	7.3 Gilts	3.1 Short-Dated Bonds	-1.6 EM Equities	-10.0 EM Equities
ICE BoA Global Broad Market	Global Bonds	-4.3 Gilts	0.4 Cash	0.5 Cash	10.6 Gilts	1.8 Short-Dated Bonds	-9.5 EU Equities	3.9 Short-Dated Bonds	0.2 Cash	-3.3 Corp Bonds	-17.9 UK Smaller Cos.
BoE Sterling Overnight Index Average 'SONIA'	Cash	-4.4 EM Equities	0.2 EU Equities	-4.4 Asia Equities	4.2 Short-Dated Bonds	0.3 Cash	-9.5 UK Equities	2.7 Global Bonds	-4.3 UK Smaller Cos.	-4.4 Global Bonds	-19.9 Corp Bonds
Blend of indices*	Balanced portfolio	-4.5 Global Bonds	-1.9 UK Smaller Cos.	-10.0 EM Equities	0.4 Cash	2.3 Global Bonds	-15.4 UK Smaller Cos.	0.7 Cash	-9.8 UK Equities	-5.3 Gilts	-25.1 Gilts

Source: FE fundinfo. All returns as at calendar year end in GBP

\*Balanced Portfolio uses Openwork's Balanced Strategic Asset Allocation index equivalent as follows:

28.5% FTSE All Share	10% MSCI Emerging Markets
1.5% Numis Smaller Companies ex Investment Companies	14% ICE BoA UK Gilts All Stocks
13.5% Russell 1000	5% ICE BoA Global Broad Market
1.5% Russell 2500	6% ICE BoA Sterling Corporate
5% FTSE World Europe ex UK	1.25% ICE BofA 1-5 Year Sterling Non-Gilt
7% FTSE Japan	3.75% LIBOR GBP 3 months
3% FTSE World Asia Pacific ex Japan	Portfolio is rebalanced every 6 months in February and August.

**You should not use past performance as a suggestion of future performance.  
It should not be the main or sole reason for making an investment decision.**

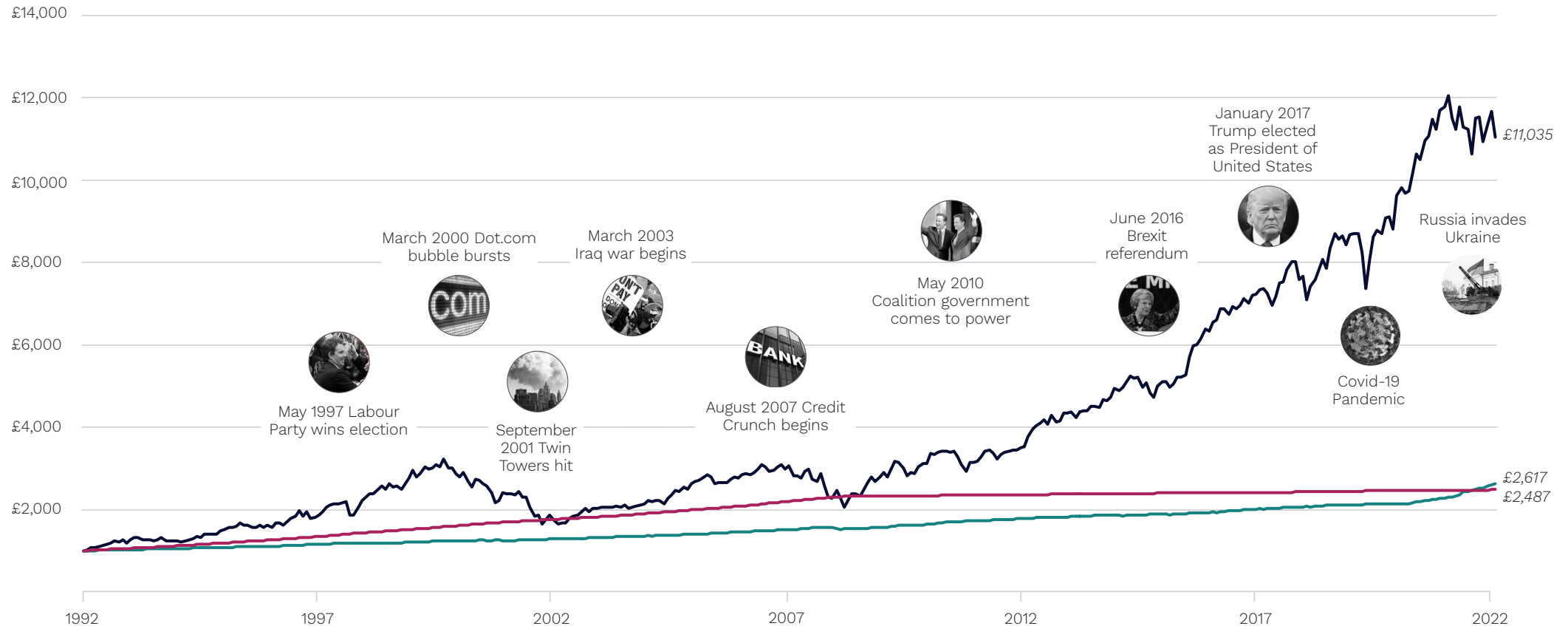
**The value of investments and any income from them can fall as well  
as rise and you may not get back the original amount invested.**

# Long-term performance

## Equities vs cash

Despite well publicised market crashes, over time investing in equities has been proven to significantly out-perform leaving money as cash savings.

This chart compares the growth of £1,000 invested in global equities with leaving money in a cash deposit account over the past 30 years, as well as the impact of inflation. Despite a number of stock market crashes, equities have outperformed significantly over the long term.



**Past performance is not a guide to future performance and should not be relied on.**

**The value of investments and any income from them can fall as well as rise and you may not get back the original amount invested.**

This graph shows performance from 31/12/1992 to 31/12/2022

Source: Financial Express 18/01/2023

OW4306 Exp: 20/02/2024

● MSCI World Total Return GBP ● UK Base Rate Total Return Index (Cash deposit savings equivalent) ● UK Retail Price Index

Approved by The Openwork Partnership on 20/02/23

# Time, not timing

## Be in it for the long haul

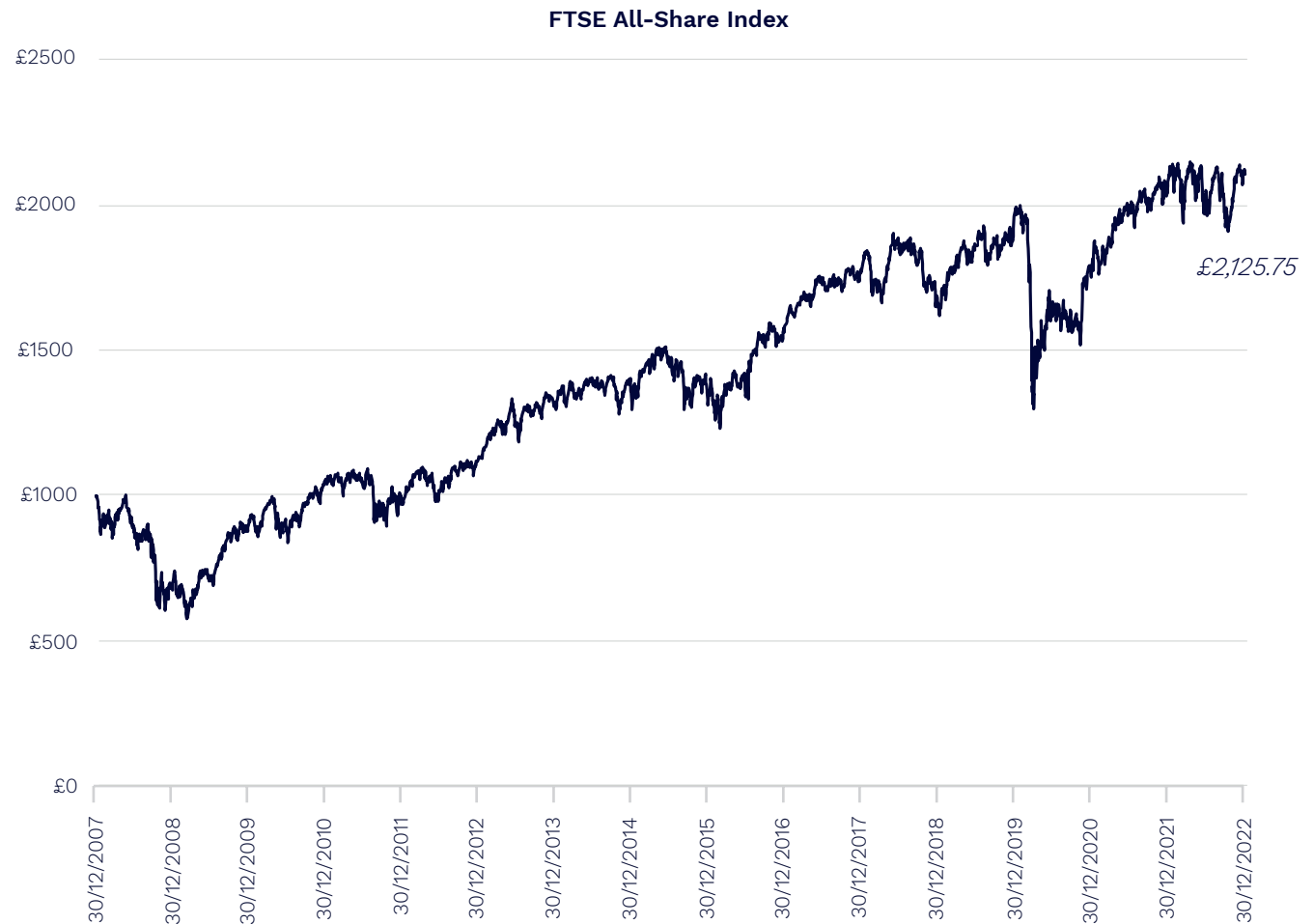
We've looked at some of your investment options – their good & bad points and what they can offer your investment portfolio. For all their differences they do share one thing in common – it can take time for them to maximise their potential.

It's time, not timing, that really matters in the world of investment.

Although the timing of buying and selling investments can be important, over a longer period, short-term price movements should have less effect on your investment and it should have more time to grow.

The chart shows how an investment of £1,000 in the UK stock market would have grown into over £2,200 over the last 15 years. The progress isn't totally smooth however with markets suffering setbacks from time to time – the 2008 Credit Crunch and more recently the Covid-19 pandemic among the most notable.

***Past performance is not a reliable indicator of future performance and should not be relied upon.***



Source: Bloomberg as at 18/01/2023. Net income reinvested.

# Time, not timing (continued)

## Staying invested

Although such episodes can be extreme (and painful) it makes sense to look beyond the here and now and focus instead on the timescale that really matters – the long-term one.

After each drop, equities have soon gone on to resume an upward trend and maintain their historic outperformance of other asset classes. However, it should be remembered that past performance is not a guide to future performance.

Can you time the market for success?

The fact that markets can experience sharp falls and periods of uncertainty means you should really be willing to invest for a minimum of five years. But what if it were possible to time your investments to harness the markets’ ups and downs for your benefit – selling at the peaks and buying at the lows?

Indeed, the latter can have a huge effect – just look at the table to see how the average annual returns of some of the world’s stock markets can be affected when you strip out some of the top.


Forecasting such events is nigh on impossible and bad news for those investing their cash just before a downturn. Fortunately, given time, financial markets have proven capable of shrugging off short-term falls – and whilst returns in some years are much higher or lower, the average annual gain made by the UK stock market is around 5.64%.

Average Annual Returns over 15 years – effect of missing best days...

Index	Stayed fully invested	Best 10 days missed	Best 20 days missed	Best 30 days missed
FTSE All-Share	5.51%	1.05%	-1.67%	-3.84%
S&P 500	13.41%	7.46%	3.56%	0.80%
DAX 30	7.59%	2.19%	-1.22%	-4.01%
CAC 40	6.82%	1.29%	-2.31%	-5.03%
Hang Seng	7.13%	1.30%	-2.09%	-4.88%

The table above reflects compound annual growth rates of select global indices over 15 years. It also includes, by comparison, compound growth rates if you were invested in each index over the best 10, 20 and 30 days missed. All returns based in sterling.

Source: Bloomberg as at 31 December 2021



# Can you time it for success?

## Average annual returns over 20 years – effect of missing best days...

The fact that markets can have sharp dips and periods of uncertainty means you should really be willing to invest for a minimum of five years. But what if it were possible to time your investments to harness the market's ups and downs for your benefit – selling at the peaks and buying at the lows? Indeed, the latter can have a huge effect – the chart below shows how the returns on £1,000 invested in some of the world's stock markets can be affected when you miss some of the top performing days. It's impossible, even for investment professionals, to time when to invest and when to disinvest as no one can know exactly when a peak or a dip in a market will occur. So having an investment portfolio that's well diversified across different asset classes and where you remain invested is a sound investment principle.



***Past performance is not a guide to future performance and should not be relied on.***

***The value of investments and any income from them can fall as well as rise and you may not get back the original amount invested.***

**Source:** Bloomberg 18/01/2023

OW4306 Exp: 20/02/2024

● FTSE All Share Total Return ● Missing 10 Best Days

Approved by The Openwork Partnership on 20/02/23



**Johnson Savage Consultancy Ltd**

Crimble, Langley Road  
Claverdon , Warwickshire  
CV35 8PU

01926 843006

info@jscfinancial.co.uk

www.jscfinancial.co.uk

Approved by The Openwork Partnership on 20/02/2023

The Authorised Corporate Director of the Omnis Managed Investments ICVC and the Omnis Portfolio Investments ICVC is Omnis Investments Limited which is authorised and regulated by the Financial Conduct Authority.

As the Authorised Corporate Director of the funds, Omnis Investments Limited is paid an annual management charge from the funds. This charge is part of the Ongoing Charges Figure disclosed in the Key Investor Information Document.

Omnis Investments Limited is not able to provide advice. Omnis Investments Limited is registered in England and Wales under registration number 06582314. Registered Office: Auckland House, Lydiard Fields, Swindon, Wiltshire, SN5 8UB. [omnisinvestments.com](http://omnisinvestments.com)

The Openwork Partnership is a trading style of Openwork Limited, which is authorised and regulated by the Financial Conduct Authority. Registered in England 4399725. Registered Office: Auckland House, Lydiard Fields, Swindon, SN5 8UB

OW4305 Exp: 20/02/2024

PART OF  
THE  
**Openwork**  
PARTNERSHIP