

Portfolio Objective

The Service is designed for an adventurous investor, who should be:

- An experienced investor who has used a range of different investment products in the past.
- In general terms, they will understand that investment products should be held for a minimum period of five years.
- They will be prepared to accept fluctuation in the value of their investments in order to be able to obtain a higher rate of return in the long run.
- They are similarly not likely to be concerned if the value of their investments were to fall in the short term.

The Service aims to improve total returns and actively manage short-term risks through increasing or decreasing holdings in asset classes and individual funds. These allocations are determined by the Omnis Investments Limited investment team, which benefits from full transparency of the funds' underlying investments, and is controlled through a strict governance framework.

Risk Range

The Adviser will risk-rate investors based on their answers to a number of questions and appropriate validation.

○ Limited risk ○ Cautious ○ Balanced ○ Adventurous ○ Speculative

This portfolio is risk-rated as **Adventurous**

Portfolio Details

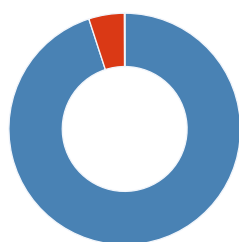
Launch date	31 May 2024
Discretionary fee	0.10% p.a.
OCF of underlying investments	0.52% p.a.
Total investment cost	0.62% p.a.

Investment highlights

Portfolio rebalance with added ETF exposure. We rebalanced all Agility portfolios in August and introduced one new ETF to reflect our latest tactical asset allocation view. This will ensure all portfolios remain diversified and responsive to global market opportunities.

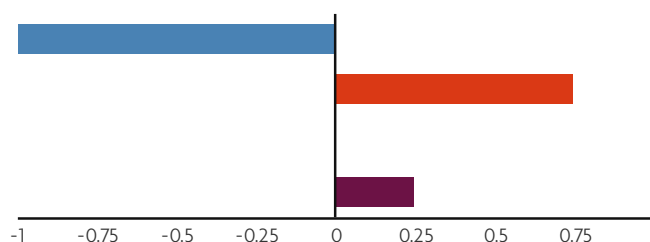
Health care sector opportunity. The US health care sector has lagged the broader market by 41% over the past two years, with weakness accelerating after the US election on fears that incoming Health and Human Services Secretary Robert F. Kennedy Jr would impose tougher regulation. We have gained exposure to the theme through the iShares S&P 500 Health Care Sector UCITS ETF, reflecting our view that cuts to US research budgets will be offset by spending overseas and that tariffs pose less risk than in many other industries. Earnings growth has also recovered from the post-COVID slump and is now back in line with the broader market. After the recent pullback, the sector trades at a steep discount to its historical average, suggesting attractive value.

Strategic Asset Allocation



Equities	95.00%
Bonds	5.00%
Alternatives	0.00%
Cash	0.00%

Overweight/Underweight Position Relative to Strategic Asset Allocation



Portfolio Holdings

Omnis Funds - Investment Managers





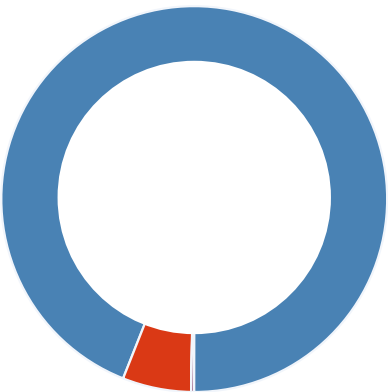


Third Party Funds



Equities	94.0
Omnis US Equity Leaders Fund	21.88
Omnis US Smaller Companies Fund	11.50
Omnis European Equity Leaders Fund	5.86
Omnis European Equity Opportunities Fund	5.86
Omnis Income & Growth Fund	5.78
Omnis UK All Companies Fund	5.78
Vanguard FTSE Developed Europe ex UK UCITS ETF	5.69
SPDR S&P 500 UCITS ETF	5.61
Omnis Japanese Equity Fund	5.60
iShares Core FTSE 100 UCITS ETF	4.95
Omnis UK Smaller Companies Fund	2.50
Omnis Global Emerging Markets Equity Leaders Fund	2.19
Omnis Global EM Equity Opportunities Fund	2.19
Vanguard FTSE 250 UCITS ETF	1.65
Omnis Asia Pacific (ex-Japan) Equity Fund	1.58
iShares MSCI EM Latin America UCITS ETF	1.50
iShares S&P 500 Energy Sector UCITS ETF	1.00
iShares S&P 500 Health Care Sector UCITS ETF	1.00
iShares MSCI China A UCITS ETF	0.75
SPDR Russell 2000 U.S. Small Cap UCITS ETF	0.75
iShares MSCI India UCITS ETF	0.38

Bonds	5.75
iShares Core UK Gilts UCITS ETF	1.80
Omnis Strategic Bond Fund	1.05
Omnis UK Gilt Fund	1.05
Omnis Sterling Corporate Bond Fund	0.70
Omnis Global Bond Fund	0.70
iShares Core Global Aggregate Bond UCITS ETF	0.30
iShares Core Global Aggregate Bond UCITS ETF	0.15



Cash 0.25

Discrete Annual Performance (as at 29/08/2025)

	31/08/2024 31/08/2025	31/08/2023 31/08/2024	31/08/2022 31/08/2023	31/08/2021 31/08/2022	31/08/2020 31/08/2021
Portfolio	9.82%	-	-	-	-

The above figures show the indicative performance of the portfolio, which includes all asset allocation trades. Your individual performance will depend on the date of your investment.

The last 12 months...

When investing, it is always important to take a medium to long-term perspective. This is because shorter term periods can be much more volatile and deliver lower and sometimes negative returns, as illustrated by the rolling 12-month periods shown above.

Source: FE Analytics, total return bid-bid annualised (to 29 August 2025), after ongoing fund charges.

Performance Since Launch (%)



1 Month	3 Months	6 Months	Year to date
0.35%	6.40%	5.58%	7.97%

1 Year	3 Years	5 Years	Since launch
9.82%	-	-	11.98%

Source: FE Analytics, data to 29 August 2025. Chart shows performance over past 12 months. Table shows growth over different timeframes since launch.

RISK WARNINGS AND OTHER IMPORTANT INFORMATION: Omnis Agility (The Service) is provided by Omnis Investments Limited, a member of the Openwork group of companies. Omnis Investments Limited is registered in England and Wales under registration number 06582314. This document was issued by Omnis Investments Limited. The Omnis Managed Investments ICVC and the Omnis Portfolio Investments ICVC are authorised Investment Companies with Variable Capital. The authorised corporate director of the Omnis Managed Investments ICVC and the Omnis Portfolio Investments ICVC is Omnis Investments Limited. Omnis Investments Limited does not offer investment advice nor make recommendations regarding investments. Potential investors are particularly advised to read the specific risks and charges applicable to the Funds which are contained in the Prospectus, Key Investor Information Documents (KIIDs) and Omnis Agility brochure. Omnis Investments Limited is authorised and regulated by the Financial Conduct Authority, 12 Endeavour Square, London E20 1JN and the Registered Office is: Auckland House, Lydiard Fields, Swindon, Wiltshire, SN5 8UB. Past performance is not a guide to future performance. The value of an investment and any income from it can fall as well as rise as a result of market and currency fluctuations. You may not get back the amount you originally invested.