

# Omnis Managed Portfolio Service

## - Moderately Cautious

November 2022

### Portfolio Objective

The Service is designed for a moderately cautious investor, who should have:

- Limited experience of investments products, but does show some interest in keeping up to date with financial matters.
- An understanding that in general terms investment products should be held for a minimum period of five years.
- A preference for outcomes that have a degree of certainty, although they will understand that their investments could rise or fall.

The Service aims to improve total returns and actively manage short-term risks through increasing or decreasing holdings in asset classes and individual funds. These allocations are determined by the Openwork Wealth Services Limited investment team, which benefits from full transparency of the funds' underlying investments, and is controlled through a strict governance framework.

### Risk Range

The Openwork Partnership will risk-rate investors based on their answers to a number of questions and appropriate validation.

○ Limited risk ○ Cautious ○ Balanced ○ Adventurous ○ Speculative

This portfolio is risk-rated as Moderately Cautious

### Launch Date

01 May 2019

### Yield

The anticipated yield for this portfolio is 2.10%

### Annual Management Charge

The annual management charge for this portfolio is 0.56%

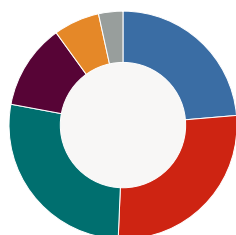
### Ongoing Charges Figure

The Ongoing Charges Figure for this portfolio is 0.60%

### Portfolio Holdings

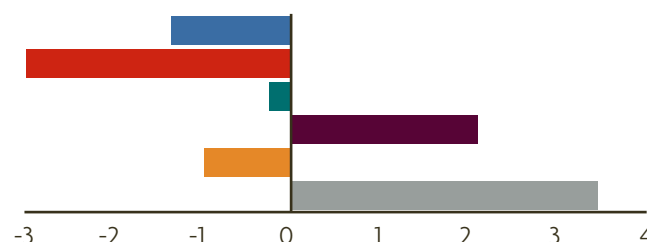
Omnis UK All Companies Fund	10.72%
Franklin Templeton Investments	
Omnis Income & Growth Fund	11.94%
Jupiter Asset Management	
Omnis UK Smaller Companies Fund	0.99%
Franklin Templeton Investments & Fidelity International	
Omnis US Equity Leaders Fund	10.63%
T.Rowe Price	
Omnis US Smaller Companies Fund	0.82%
T.Rowe Price	
Omnis European Equity Leaders Fund	1.34%
Fidelity International	
Omnis European Equity Opportunities Fund	1.41%
Barings	
Omnis Japanese Equity Fund	6.17%
Schroder Investment Management	
Omnis Asia Pacific (ex. Japan) Equity Fund	2.50%
Veritas Asset Management	
Omnis Global Emerging Markets Equity Leaders Fund	2.05%
Fidelity International	
Omnis Global Emerging Markets Equity Opportunities Fund	2.10%
Somerset Capital Management	
Omnis UK Gilt Fund	19.50%
Columbia Threadneedle Asset Management	
Omnis Sterling Corporate Bond Fund	2.13%
Columbia Threadneedle Asset Management	
Omnis Global Bond Fund	12.10%
Western Asset Management	
Omnis Strategic Bond Fund	5.63%
Fidelity International	
Omnis Diversified Returns Fund	3.50%
Fulcrum Asset Management	
Omnis Short-Dated Bond Fund	1.91%
AXA Investment Managers	
Omnis Absolute Return Bond Fund	1.11%
Hermes Investment Management	
Cash	3.45%

### Current Asset Allocation



UK Equity	23.65%
International Equity	27.02%
Sterling Bonds	27.26%
Non-Sterling Bonds	12.10%
Alternative Strategies	6.52%
Cash	3.45%

### Overweight/underweight Position Relative to Strategic Asset Allocation



## Discrete Annual Performance (as at 31/10/2022)

	31/10/2021 31/10/2022	31/10/2020 31/10/2021	31/10/2019 31/10/2020	31/10/2018 31/10/2019	31/10/2017 31/10/2018
Portfolio	-10.74%	15.09%	-2.23%	-	-

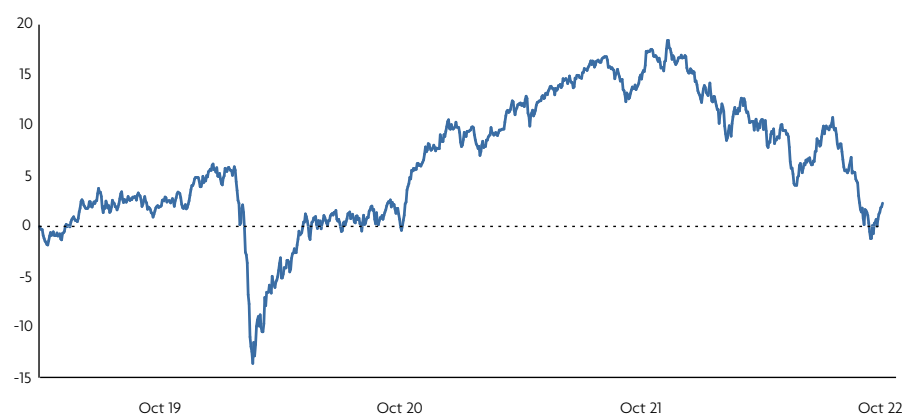
The above figures show the indicative performance of the portfolio, which includes all asset allocation trades. Your individual performance will depend on the date of your investment.

## The last 12 months...

When investing, it is always important to take a medium to long-term perspective. This is because shorter term periods can be much more volatile and deliver lower and sometimes negative returns, as illustrated by the rolling 12-month periods shown above.

Source: FE Analytics, total return bid-bid annualised (to 31 October 2022), after ongoing fund charges.

## Performance Since Launch (%)



1 Month	3 Months	6 Months	Year to date
1.48%	-6.04%	-7.47%	-12.35%

1 Year	3 Years	5 Years	Since launch
-10.74%	0.34%	-	2.64%

Source: FE Analytics, data to 31 October 2022. Chart shows performance over past 12 months. Table shows growth over different timeframes since launch.

**RISK WARNINGS AND OTHER IMPORTANT INFORMATION:** The Omnis Managed Portfolio Service is provided by Openwork Wealth Services Limited (OWSL), a member of the Openwork group of companies. Openwork Wealth Services Limited is registered in England and Wales under registration number 10266077. This document was issued by Omnis Investment Limited. The Omnis Managed Investments ICVC and the Omnis Portfolio Investments ICVC are authorised Investment Companies with Variable Capital. The authorised corporate director of the Omnis Managed Investments ICVC and the Omnis Portfolio Investments ICVC is Omnis Investments Limited, registered in England and Wales under registration number 06582314. Omnis Investments Limited does not offer investment advice nor make recommendations regarding investments. Potential investors are particularly advised to read the specific risks and charges applicable to the Funds which are contained in the Prospectus and Key Investor Information Documents (KIIDs). Openwork Wealth Services Limited and Omnis Investments Limited are both authorised and regulated by the Financial Conduct Authority, 12 Endeavour Square, London E20 1JN and the Registered Office for both companies is: Washington House, Lydiard Fields, Swindon, Wiltshire, SN5 8UB. Past performance is not a guide to future performance. The value of an investment and any income from it can fall as well as rise as a result of market and currency fluctuations. You may not get back the amount you originally invested.

